

► **Mounting :** **RLM: 7/8" diameter arms.**
PAR: 1/2" diameter arms.

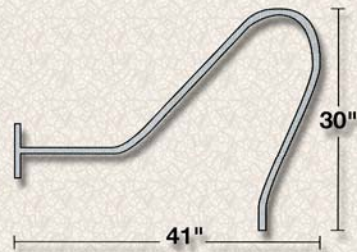
A



B



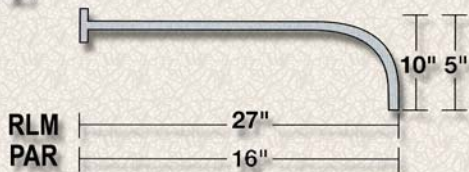
C



D



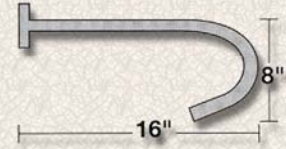
E



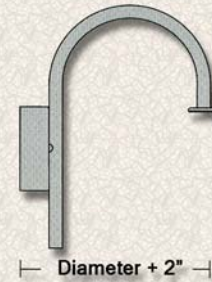
F



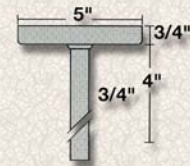
G



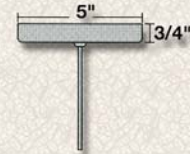
H



I



K



X

Custom design

► **Accessories :** **RLM: only**

L



M

